



## Report Summary

Printed Report Title: QC Chart Analysis: Batch QC

QC Summary report by Batch No. with Charts for Key metrics and a raw data summary.

Data Source: Orchestrated Advanced QC > Analysis > Batch Quality Analysis

## Default Location In Orchestrated

Base Module: Production > Production Reports > Orchestrated Reports > QC

Reports Module: Reports > Production > Orchestrated Reports > QC

*\*These are the standard default locations. Your locations may be different.*

## Typically Used by

QC Managers, Production Managers and Brewers to review QC data collected for a batch

## Key Requirements

Data entry must include a batch number

## Parameter Entry Options

Required:

Batch Number

Optional:

(none)



## Parameter Entry Image


- Selection Criteria

Select a Batch Number: BW12690

OK Cancel



## Report Sample Image






## QC Chart Analysis: Batch QC

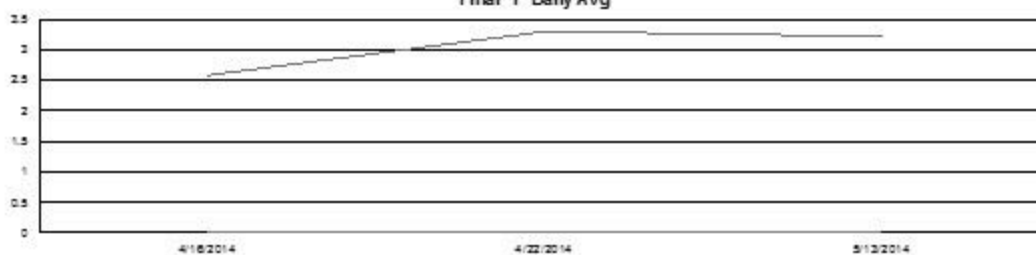
Batch No. 0

Page 2 of 3  
12/11/2014

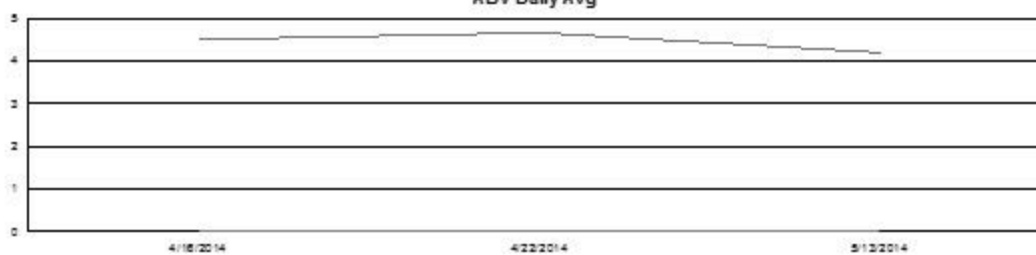
Final pH Daily Average



Final °P Daily Avg



ABV Daily Avg



Ver: 141118

Total Page No: 3



## QC Chart Analysis: Batch QC

Batch No. 0

Page 3 of 3  
12/11/2014

### Captured Metrics

Sample Taken	AB \$ @430	Color L		AB \$ @275	IBU		Final pH	Final °P		%ABV		Cell Count
		Value	Target		Value	Target		Value	Target	Value	Target	
4/16/14 7:00 pm	0.296	3.8	-	0.240	12.0	-	4.35	2.58	-	4.50	-	
4/22/14 5:00 pm	0.605	7.7	-	0.370	18.5	-	4.04	3.02	-	3.91	-	
4/22/14 5:00 pm	0.854	10.8	-	1.060	53.0	-	4.52	4.07	-	5.95	-	
4/22/14 5:00 pm	6.025	76.5	-	0.700	35.0	-	4.41	4.49	-	5.60	-	
4/22/14 5:00 pm	0.455	5.8	-	0.290	14.5	-	4.45	3.14	-	4.42	-	
4/22/14 5:00 pm	0.485	6.2	-	0.390	19.5	-	4.15	2.94	-	4.61	-	
4/22/14 5:00 pm	0.465	5.9	-	0.289	14.5	-	4.43	3.15	-	4.30	-	
4/22/14 5:00 pm	0.646	8.2	-	0.570	28.5	-	4.51	3.21	-	4.46	-	
4/22/14 5:00 pm	0.820	10.4	-	0.788	39.0	-	4.52	3.06	-	4.62	-	
4/22/14 5:00 pm	0.304	3.9	-	0.270	14.0	-	4.17	2.85	-	4.38	-	
4/22/14 5:00 pm	0.967	12.3	-	0.484	24.0	-	4.17	3.43	-	4.43	-	
4/22/14 5:00 pm	0.445	5.7	-	0.369	18.5	-	4.15	2.89	-	4.63	-	
5/13/14 1:00 pm	1.136	14.4	-	0.542	27.0	-	4.13	3.44	-	4.61	-	
5/13/14 1:00 pm	0.435	5.5	-	0.430	21.5	-	3.94	2.99	-	3.78	-	

vers 141118

Total Page No.: 3



Version 4.5.1.0