



Report Summary

Printed Report Title: QC Summary: Fermentation

QC Summary report by Batch No. with Charts for Key metrics and a raw data summary.

Data Source: Advanced QC > Cellar Reports > Fermentation Data

Default Location In Orchestrated

Base Module: Production > Production Reports > Orchestrated Reports > QC

Reports Module: Reports > Production > Orchestrated Reports > QC

**These are the standard default locations. Your locations may be different.*

Typically Used by

QC Managers, Production Managers and Brewers to review QC data collected for a batch

Key Requirements

Make sure that each data set entered has the correct date and time

Parameter Entry Options

Required:

Select a Batch Number

Optional:

(none)

Parameter Entry Image



- Selection Criteria

Select a Batch Number: BW12690

OK Cancel

Report Sample Image



QC Chart Analysis: Fermentation


for Batch Number BW 11996

Page 1 of 2
12/11/2014



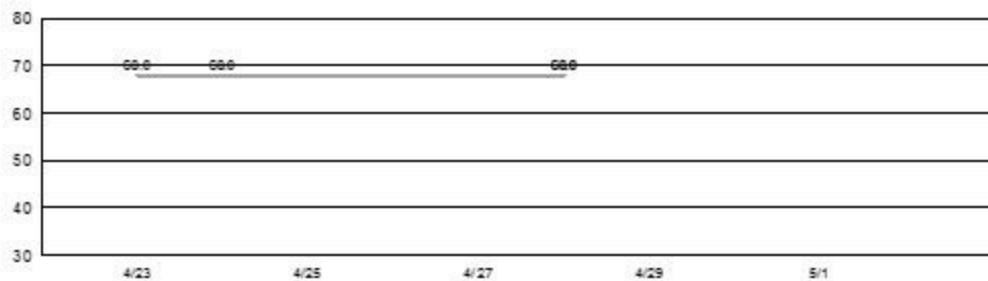
Avg. Daily Specific Gravity

Brew No. @BrewNumber




Avg. Daily Temperature

Brew No. @BrewNumber



Avg. Daily pH

Brew No. @BrewNumber



ves 141118